



Tasty Bite Eatables Limited

TBEL/SE/2013-14
July 7, 2014

BSE Limited,
Corporate Relationship
Department,
1st Floor, New Trading Ring,
Rotunda Bldg., P.J. Towers,
Dalal Street, Mumbai 400 001

Delhi Stock Exchange Limited
DSE House
3/1 Asaf Ali Road
New Delhi 110002
contact@dseindia.org.in

Sub.: Shareholding Pattern for the quarter ended on June 30, 2014 pursuant to Clause 35 of the Listing Agreement.

Dear Sir,


Pursuant to Clause 35 of the Listing Agreement, we enclose herewith the Shareholding Pattern for the quarter ended on June 30, 2014.

Please take it on your records.

Thanking you,


Yours faithfully,
For Tasty Bite Eatables Limited

Minal Talwar
Secretary

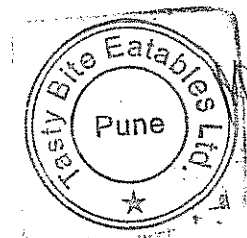


Encl.: As above


Introductory sub-table (I)(a)			
Name of the Company: TASTY BITE EATABLES LIMITED			
Scrip Code, Name of the scrip, class of security: 519091, Equity, Tasty Bite Eatables Limited			
Quarter ended: June 30, 2014			
Partly paid-up shares	No. of partly paid-up shares	As a % of total no. of partly paid-up shares	As a % of total no. of shares of the company
Held by promoter/promoter group	0	0	0
Held by public	0	0	0
Total	0	0	0
Outstanding convertible securities	No. of outstanding securities	As a % of total no. of outstanding convertible securities	As a % of total no. of shares of the company, assuming full conversion of the convertible securities
Held by promoter/promoter group	0	0	0
Held by public	0	0	0
Total	0	0	0
Warrants	No. of warrants	As a % of total no. of warrants	As a % of total no. of shares of the company, assuming full conversion of warrants
Held by promoter/promoter group	0	0	0
Held by public	0	0	0
Total	0	0	0
Total paid-up capital of the company, assuming full conversion of warrants and convertible securities	2,566,000		100




Statement Showing Shareholding Pattern								
Category code	Category of Shareholder	Number of Shareholders	Table (I)(a)		Total shareholding as a percentage of total number of shares		Shares Pledged or otherwise encumbered	
			Total number of shares	Number of shares held in dematerialized form	As a percentage of (A+B) ¹	As a percentage of (A+B+C)	Number of shares	As a percentage
(I)	(II)	(III)	(IV)	(V)	(VI)	(VII)	(VIII)	(IX) = (VIII)/(IV)*100
(A)	Shareholding of Promoter and Promoter Group²							
1	Indian							
(a)	Individuals/ Hindu Undivided Family	-	-	-	-	-	-	-
(b)	Central Government/ State Government(s)	-	-	-	-	-	-	-
(c)	Bodies Corporate	1	1,904,510	1,904,510	74.22	74.22	1,904,510	74.22
(d)	Financial Institutions/ Banks	-	-	-	0.00	0.00	-	-
(e)	Any Other	-	-	-	0.00	0.00	-	-
	Sub Total(A)(1)	1	1,904,510	1,904,510	74.22	74.22	1,904,510	100.00
2	Foreign							
a	Individuals (Non-Residents Individuals/ Foreign Individuals)	-	-	-	0.00	0.00	-	-
b	Bodies Corporate	-	-	-	0.00	0.00	-	-
c	Institutions	-	-	-	0.00	0.00	-	-
d	Qualified Foreign Investor	-	-	-	0.00	0.00	-	-
e	Any Other	-	-	-	0.00	0.00	-	-
	Sub Total(A)(2)	0	0	0	0.00	0.00	0	0.00
	Total Shareholding of Promoter	1	1,904,510	1,904,510	74.22	74.22	1,904,510	100.00
(B)	Public shareholding							
1	Institutions							
(a)	Mutual Funds/ UTI	-	-	-	0.00	0.00	-	-
(b)	Financial Institutions / Banks	1	1,500	0	0.06	0.06	-	-
(c)	Central Government/ State Government(s)	-	-	-	0.00	0.00	-	-
(d)	Venture Capital Funds	-	-	-	0.00	0.00	-	-
(e)	Insurance Companies	-	-	-	0.00	0.00	-	-
(f)	Foreign Institutional Investors	-	-	-	0.00	0.00	-	-
(g)	Foreign Venture Capital Investors	-	-	-	0.00	0.00	-	-
(h)	Qualified Foreign Investor	-	-	-	0.00	0.00	-	-
(i)	Any Other	-	-	-	0.00	0.00	-	-
	Sub-Total (B)(1)	1	1,500	0	0.06	0.06	0	0.00
B 2	Non-institutions							
(a)	Bodies Corporate	56	64,180	63,879	2.50	2.50	-	-
(b)	Individuals							
I	Individuals -i. Individual shareholders holding nominal share capital up to Rs 1 lakh	1,554	365,401	221,300	14.24	14.24	-	-
II	ii. Individual shareholders holding nominal share capital in excess of Rs. 1 lakh.	4	214,853	214,853	8.37	8.37	-	-
(c)	Qualified Foreign Investor	-	-	-	0.00	0.00	-	-
(d)	Any Other (specify)	-	-	-	0.00	0.00	-	-



(d-i)	DIRECTORS AND THEIR RELATIVES	5	4,242	4,042	0.17	0.17	-	-
(d-ii)	NON RESIDENT INDIANS	16	8,149	8,149	0.32	0.32	-	-
(d-iii)	CLEARING MEMBERS	11	3,165	3,165	0.12	0.12	-	-
	Sub-Total (B)(2)	1,646	659,990	515,388	25.72	25.72	0	0.00
(B)	Total Public Shareholding (B)= (B)(1)+(B)(2)	1,647	661,490	515,388	25.78	25.78	0	0.00
	TOTAL (A)+(B)	1,648	2,566,000	2,419,898	100.00	100.00	0	0.00
(C)	Shares held by Custodians and against which Depository Receipts have been issued							
1	Promoter and Promoter Group	0	0	0	0	0.00	0	0.00
2	Public	0	0	0	0	0.00	0	0
	Sub-Total (C)	0	0	0	0	0	0	0
	GRAND TOTAL (A)+(B)+(C)	1,648	2,566,000	2,419,898	100.00	100.00	1,904,510	74.22




Sr.No	Notes
1	Preferred Brands International has pledged its 100% holding in its wholly owned subsidiary, Preferred Brands Foods (India) Private Limited, which is promoter and holding company of Tasty Bite Eatables Limited with holding of 74.22% shares.
2	
3	
4	
5	
6	
7	
8	
9	



(1)(b) Statement showing holding of securities (including shares, warrants, convertible securities) of persons belonging to the category "Promoter and Promoter Group"


Sr.	Name of the	Details of Shares held		Encumbered shares (*)			Details of warrants		Details of convertible securities		Total shares (including underlying shares assuming full conversion of warrants and convertible securities) as a % of diluted share capital		
		Number of shares held	As a % of grand total (A) + (B) + (C)	No.	As a percentage	As a % of grand total (A)+(B)+(C) of sub-clause (1)(a)	Number of warrants held	As a % total number of warrants of the same class	Number of convertible securities held	As a % total number of convertible securities of the same class			
No.	shareholder	(i)	(ii)	(iii)	(iv)	(v)	(vi)=(v)/(iii)*100	(vii)	(viii)	(ix)	(x)	(xi)	(xii)
1	PREFERRED BRANDS FOODS (INDIA) PRIVATE LTD	1,904,510	74.22	1904510	100.00	74.22		0	0	0	0	0	74.22
TOTAL		1,904,510	74.22	1904510	100.00	74.22		0	0	0	0	0	74.22

(*) The term "encumbrance" has the same meaning as assigned to it in regulation 28(3) of the SAST Regulations, 2011




(I)(c)(i) Statement showing holding of securities (including shares, warrants, convertible securities) of persons belonging to the category "Public" and holding more than 1% of the total number of shares

Sr. No.	Name of the shareholder	Number of shares held	Shares as a percentage of total number of shares {i.e., Grand Total (A)+(B)+(C) indicated in Statement at para (I)(a) above}	Details of warrants		Details of convertible securities		Total shares (including underlying shares assuming full conversion of warrants and convertible securities) as a % of diluted share capital
				Number of warrants held	As a % total number of warrants of the same class	Number of convertible securities held	% w.r.t total number of convertible securities of the same class	
1	K.SWAPNA	157,900	6.15	0	0	0	0	6.15
2	TANVI J MEHTA	29,958	1.17	0	0	0	0	1.17
TOTAL		187,858	7.32	0	0	0	0	7.32



(1)(c)(ii) Statement showing holding of securities (including shares, warrants, convertible securities) of persons (together with PAC) belonging to the category "Public" and holding more than 5% of the total number of shares of the company

Sr. No.	Name(s) of the shareholder(s) and the Persons Acting in Concert (PAC) with them	Number of shares	Shares as a percentage of total number of shares {i.e., Grand Total (A)+(B)+(C) indicated in Statement at para (I)(a) above}	Details of warrants		Details of convertible securities		Total shares (including underlying shares assuming full conversion of warrants and convertible securities) as a % of diluted share capital
				Number of warrants	As a % total number of warrants of the same class	Number of convertible securities held	% w.r.t total number of convertible securities of the same class	
1	K.SWAPNA	157,900	6.15	0	0	0	0	6.15
TOTAL		157,900	6.15	0	0	0	0	6.15



(II)(a) Statement showing details of Depository Receipts (DRs)

Sr. No.	Type of outstanding DR (ADRs, GDRs, SDRs, etc.)	Number of outstanding DRs	Number of shares underlying outstanding DRs	Shares underlying outstanding DRs as a percentage of total number of shares (i.e., Grand Total (A)+(B)+(C) indicated in Statement at para (I)(a) above)
1	NIL	0	0	0.00
2	NIL	0	0	0.00
3	NIL	0	0	0.00
4	NIL	0	0	0.00
5	NIL	0	0	0.00
6	NIL	0	0	0.00
7	NIL	0	0	0.00
8	NIL	0	0	0.00
9	NIL	0	0	0.00
TOTAL		0	0	0.00

