


1/5

Home

Validate

General information about company	
Scrip code	519091
Name of the company	Tasty Bite Eatables Limited
Whether company is SME	No
Class of Security	Equity Shares
Type of report	Quarterly
Quarter Ended / Half year ended/Date of Report (For Prelisting / Allotment)	31-03-2017
Date of allotment / extinguishment (in case Capital Restructuring selected) / Listing Date	
Shareholding pattern filed under	Regulation 31 (1) (b)



Handwritten signature

Home

Validate

Sr. No.	Particular	Yes/No
1	Whether the Listed Entity has issued any partly paid up shares?	No
2	Whether the Listed Entity has issued any Convertible Securities ?	No
3	Whether the Listed Entity has issued any Warrants ?	No
4	Whether the Listed Entity has any shares against which depository receipts are issued?	No
5	Whether the Listed Entity has any shares in locked-in?	No
6	Whether any shares held by promoters are pledge or otherwise encumbered?	No
7	Whether company has equity shares with differential voting rights?	No





Table I - Summary Statement holding of specified securities


Category	Category of Shareholder	No of Shareholders	No of fully paid up equity shares held	No of Partly paid-up equity shares held	No of Shares Underlying Depository Receipts	Total No of Shares Held (VII) = (IV)+(V)+(VI)	Shareholding as a % of total no of shares (As a % of (A+B+C2))	Number of Voting Rights held in each class of securities			No of Shares Underlying Outstanding convertible securities (Including Warrants)	Shareholding as a % assuming full conversion of convertible Securities (as a percentage of diluted share capital)	Number of Locked in Shares		Number of Shares pledged or otherwise encumbered		Number of equity shares held in dematerialized form	
								No of Voting Rights		Total as a % of (A+B+C)			No.	As a % of total Shares	No.	As a % of total Shares		
								Class X	Class Y	Total								
(I)	(II)	(III)	(IV)	(V)	(VI)	(VII)	(VIII)	(IX)			(X)	(XI)	(XII)		(XIII)		(XIV)	
(A)	Promoter & Promoter Group	2	1904810	0	0	1904810	74.23	1904810	0	1904810	74.23	0	74.23	0	0.00	0	0.00	1904810
(B)	Public	4020	661190	0	0	661190	25.77	661190	0	661190	25.77	0	25.77	0	0.00	NA	NA	538738
(C)	Non Promoter-Non Public																	
(C1)	Shares underlying DRs	0	0	0	0	0	NA	0	0	0	0.00	0	NA	0	0.00	NA	NA	0
(C2)	Shares held by Employes Trusts	0	0	0	0	0	0.00	0	0	0	0.00	0	0.00	0	0.00	NA	NA	0
	Total:	4022	2566000	0	0	2566000	100.00	2566000	0	2566000	100.00	0	100.00	0	0.00	0	0.00	2443548



Sr.	Category & Name of the Shareholders (I)	Nos. Of shareholders (III)	No. of fully paid up equity shares held (IV)	Total nos. shares held (VII) = (IV)+(V)+ (VI)	Shareholding as a % of total no. of shares (calculated as per SCRR, 1957) (VIII) As a % of (A+B+C2)	Number of Voting Rights held in each class of securities(IX)			Shareholding , as a % assuming full conversion of convertible securities (as a percentage of diluted share capital) (XI)= (VII)+(X) As a % of (A+B+C2)	Number of equity shares held in dematerialized form (XIV)
						No of Voting (XIV)Rights		Total as a % of Total Voting rights		
						Class eg: X	Total			
A	Table II - Statement showing shareholding pattern of the Promoter and Promoter Group									
(1)	Indian									
(a)	Individuals/Hindu undivided Family									
(b)	Central Government/ State Government(s)									
(c)	Financial Institutions/ Banks									
(d)	Any Other (specify)	1	1904510	1904510	74.22	1904510.00	1904510	74.22	74.22	1904510
	Sub-Total (A)(1)	1	1904510	1904510	74.22	1904510.00	1904510	74.22	74.22	1904510
(2)	Foreign									
(a)	Individuals (NonResident Individuals/ Foreign Individuals)									
(b)	Government									
(c)	Institutions									
(d)	Foreign Portfolio Investor									
(e)	Any Other (specify)	1	300	300	0.01	300.00	300	0.01	0.01	300
	Sub-Total (A)(2)	1	300	300	0.01	300.00	300	0.01	0.01	300
	Total Shareholding of Promoter and Promoter Group (A)=(A)(1)+(A)(2)	2	1904810	1904810	74.23	1904810.00	1904810	74.23	74.23	1904810

Details of Shares which remain unclaimed for Promoter & Promoter Group

B	Table III - Statement showing shareholding pattern of the Public shareholder									
	Note : Kindly show details of shareholders having more than one percentage of total no of shares. Please refer software manual.									
(1)	Institutions									
(a)	Mutual Funds									
(b)	Venture Capital Funds									
(c)	Alternate Investment Funds									
(d)	Foreign Venture Capital Investors									
(e)	Foreign Portfolio Investors	1	79	79	0.00	79	79	0.00	0.00	79
(f)	Financial Institutions/ Banks	1	1500	1500	0.06	1500	1500	0.06	0.06	0
(g)	Insurance Companies									
(h)	Provident Funds/ Pension Funds									
(i)	Any Other (specify)									



5/5

	Sub-Total (B)(1)	2	1579	1579	0.06	1579.00	1579	0.06	0.06	79
(2)	Central Government/ State Government(s)/ President of India									
	Sub-Total (B)(2)									
(3)	Non-Institutions									
(a(i))	Individuals - i. Individual shareholders holding nominal share capital up to Rs. 2 lakhs.	3757	481769	481769	18.78	481769	481769	18.78	18.78	361118
(a(ii))	Individuals - ii. Individual shareholders holding nominal share capital in excess of Rs. 2 lakhs.	3	115607	115607	4.51	115607	115607	4.51	4.51	115607
(b)	NBFCs registered with RBI									
(c)	Employee Trusts									
(d)	Overseas Depositories (holding DRs) (balancing figure)									
(e)	Any Other (specify)	258	62235	62235	2.43	62235	62235	2.43	2.43	61934
	Sub-Total (B)(3)	4018	659611	659611	25.71	659611.00	659611	25.71	25.71	538659
	Total Public Shareholding (B)=(B)(1)+(B)(2)+(B)(3)	4020	661190	661190	25.77	661190.00	661190	25.77	25.77	538738
Details of the shareholders acting as persons in Concert for Public										
Details of Shares which remain unclaimed for Public										
C	Table IV - Statement showing shareholding pattern of the Non Promoter- Non Public shareholder									
(1)	Custodian/DR Holder - Name of DR Holders (if Available)									
(2)	Employee Benefit Trust (under SEBI (Share based Employee Benefit) Regulations, 2014)									
	Total NonPromoter- Non Public Shareholding (C)= (C)(1)+(C)(2)									
	Total (A+B+C2)	4022	2566000	2566000	100.00	2566000.00	2566000	100.00	100.00	2443548
	Total (A+B+C)	4022	2566000	2566000	100.00	2566000.00	2566000	100.00	100.00	2443548
Disclosure of notes on shareholding pattern						Add Notes				

