



1/6

Tasty Bite Eatables Limited

TBEL/SE/2016-17

BSE Limited,
Corporate Relationship
Department,
1st Floor, New Trading Ring,
Rotunda Bldg., P.J. Towers,
Dalal Street, Mumbai 400 001

Sub.: Shareholding Pattern for the quarter ended on June 30, 2016 pursuant to Regulation 31(1)(b) of Listing Regulations, 2015

Dear Sir,

Pursuant to Regulation 31(1)(b) of the Securities and Exchange Board of India (Listing Obligations and Disclosure Requirements) Regulations, 2015, we enclose herewith the Shareholding Pattern for the quarter ended on June 30, 2016.


Please take it on your records.

Thanking you,

Yours faithfully,
For **Tasty Bite Eatables Limited**


Minal

Minal Talwar
Company Secretary



Encl.: As above

General information about company	
Scrip code	519091
Name of the company	TASTY BITE EATABLES LIMITED
Whether company is SME	No
Class of Security	Equity Shares
Type of report	Quarterly
Quarter Ended / Half year ended/Date of Report (For Prelisting / Allotment)	30-06-2016
Date of allotment / extinguishment (in case Capital Restructuring selected) / Listing Date	
Shareholding pattern filed under	Regulation 31 (1) (b)





Sr. No.	Particular	Yes/No
1	Whether the Listed Entity has issued any partly paid up shares?	No
2	Whether the Listed Entity has issued any Convertible Securities ?	No
3	Whether the Listed Entity has issued any Warrants ?	No
4	Whether the Listed Entity has any shares against which depository receipts are issued?	No
5	Whether the Listed Entity has any shares in locked-in?	No
6	Whether any shares held by promoters are pledge or otherwise encumbered?	No
7	Whether company has equity shares with differential voting rights?	No






Table I - Summary Statement holding of specified securities

Category	Category of Shareholder	No of Shareholders	No of fully paid up equity shares held	No of Partly paid-up equity shares held	No of Shares Underlying Depository Receipts	Total No of Shares Held (VII) = (IV)+(V)+(VI)	Shareholding as a % of total no of shares (As a % of (A+B+C2))	Number of Voting Rights held in each class of securities			No of Shares Underlying Outstanding convertible securities (Including Warrants)	Shareholding as a % assuming full conversion of convertible Securities (as a percentage of diluted share capital)	Number of Locked in Shares		Number of Shares pledged or otherwise encumbered		Number of equity shares held in dematerialized form
								No of Voting Rights	Total as a % of (A+B+C)				No.	As a % of total Shares held	No.	As a % of total Shares held	
(I)	(II)	(III)	(IV)	(V)	(VI)	(VII)	(VIII)	Class X	Class Y	Total	(X)	(XI)	(XII)	(XIII)	(XIV)		
(A)	Promoter & Promoter Group	2	1904810			1904810	74.23	1904810		1904810	74.23					1904810	
(B)	Public	2488	661190			661190	25.77	661190		661190	25.77					533928	
(C)	Non Promoter-Non Public																
(C1)	Shares underlying DRs															0	
(C2)	Shares held by Employes Trusts															0	
	Total:	2490	2566000			2566000	100.00	2566000		2566000	100.00					2438738	



5/6

Sr.	Category & Name of the Shareholders (i)	Nos. Of shareholders (iii)	No. of fully paid up equity shares held (iv)	Total nos. shares held (vii) = (iv)+(v) + (vi)	Shareholding as a % of total no. of shares (calculated as per SCRR, 1957) (viii) As a % of (A+B+C2)	Number of Voting Rights held in each class of securities (ix)			Shareholding, as a % assuming full conversion of convertible securities (as a percentage of diluted share capital) (xi) = (vii)+(x) As a % of (A+B+C2)	Number of equity shares held in dematerialized form (xiv)
						No of Voting (XIV) Rights		Total as a % of Total Voting rights		
						Class eg: X	Total			
A Table II - Statement showing shareholding pattern of the Promoter and Promoter Group										
(1) Indian										
(a)	Individuals/Hindu undivided Family									
(b)	Central Government/ State Government(s)									
(c)	Financial Institutions/ Banks									
(d)	Any Other (specify)	1	1904510	1904510	74.22	1904510.00	1904510	74.22	74.22	1904510
Sub-Total (A)(1)		1	1904510	1904510	74.22	1904510.00	1904510	74.22	74.22	1904510
(2) Foreign										
(a)	Individuals (Nonresident Individuals/ Foreign Individuals)									
(b)	Government									
(c)	Institutions									
(d)	Foreign Portfolio Investor									
(e)	Any Other (specify)	1	300	300	0.01	300.00	300	0.01	0.01	300
Sub-Total (A)(2)		1	300	300	0.01	300.00	300	0.01	0.01	300
Total Shareholding of Promoter and Promoter Group (A)=(A)(1)+(A)(2)		2	1904810	1904810	74.23	1904810.00	1904810	74.23	74.23	1904810
Details of Shares which remain unclaimed for Promoter & Promoter Group										
B Table III - Statement showing shareholding pattern of the Public shareholder										
(1) Institutions										
(a)	Mutual Funds									
(b)	Venture Capital Funds									
(c)	Alternate Investment Funds									
(d)	Foreign Venture Capital Investors									
(e)	Foreign Portfolio Investors									
(f)	Financial Institutions/ Banks	1	1500	1500	0.06	1500	1500	0.06	0.06	0
(g)	Insurance Companies									
(h)	Provident Funds/ Pension Funds									
(i)	Any Other (specify)									
Sub-Total (B)(1)		1	1500	1500	0.06	1500.00	1500	0.06	0.06	0
(2) Central Government/ State Government(s)/ President of India										
Sub-Total (B)(2)										
(3) Non-institutions										
(a)(ii)	Individuals - 1. Individual shareholders holding nominal share capital up to Rs. 2 lakhs.	2314	413879	413879	16.13	413879.00	413879	16.13	16.13	288418



(a)(ii)	Individuals - ii. Individual shareholders holding nominal share capital in excess of Rs. 2 lakhs.	3	187286	187286	7.30	187286.00	187286	7.30	7.30	187286
(b)	NBFCs registered with RBI									
(c)	Employee Trusts									
(d)	Overseas Depositories (holding DRs) (balancing figure)									
(e)	Any Other (specify)	170	58525	58525	2.28	58525.00	58525	2.28	2.28	58224
Sub-Total (B)(3)		2487	659690	659690	25.71	659690.00	659690	25.71	25.71	533928
Total Public Shareholding (B)=(B)(1)+(B)(2)+(B)(3)		2488	661190	661190	25.77	661190.00	661190	25.77	25.77	533928
Details of the shareholders acting as persons in Concert for Public										
Details of Shares which remain unclaimed for Public										
C Table IV - Statement showing shareholding pattern of the Non Promoter- Non Public shareholder										
(1)	Custodian/DR Holder - Name of DR Holders (If Available)									
(2)	Employee Benefit Trust (under SEBI (Share based Employee Benefit) Regulations, 2014)									
Total NonPromoter- Non Public Shareholding (C)= (C)(1)+(C)(2)										
Total (A+B+C)		2490	2566000	2566000	100.00	2566000.00	2566000	100.00	100.00	2438738
Total (A+B+C)		2490	2566000	2566000		2566000.00	2566000	100.00		2438738
Disclosure of notes on shareholding pattern						Add Notes				

