



Tasty Bite Eatables Limited

TBEL/SE/2015-16
January 18, 2016

BSE Limited,
Corporate Relationship
Department,
1st Floor, New Trading Ring,
Rotunda Bldg., P.J. Towers,
Dalal Street, Mumbai 400 001

Sub.: Shareholding Pattern for the quarter ended on December 31, 2015 pursuant to Regulation 31(1)(b) of Listing Regulations, 2015

Dear Sir,

Pursuant to Regulation 31(1)(b) of the SECURITIES AND EXCHANGE BOARD OF INDIA (LISTING OBLIGATIONS AND DISCLOSURE REQUIREMENTS) REGULATIONS, 2015, we enclose herewith the Shareholding Pattern for the quarter ended on December 31, 2015.

Please take it on your records.

Thanking you,

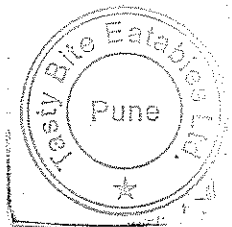
Yours faithfully,

For Tasty Bite Eatables Limited

~~Tasty Bite Eatables Limited~~

Minal
Minal Talwar Company Secretary,
Secretary

18/1/2016



Encl.: As above

Format of holding specified securities

Annexure I

1. Name of Listed entity: **TASTY BITE EATABLES LIMITED**
2. Scrip Code/ Name of Scrip/ Class of Security: **519091/ TASTYBIT/ EQUITY**
3. Shareholding pattern filed under Reg 31 (1) (a), Reg 31 (1) (b), Reg 31 (1) (c)
 - a. If under 31(1)(b) then indicate then indicate the report for quarter ending- **DECEMBER 31, 2015**
 - b. If under 31(1)(c) then indicate then indicate the date of allotment/ extinguishment

4. **Declaration:** The listed entity is required to submit the following declaration to the extent of submission of information

		Promoter & Promoter Group	Public	Non Promoter Non Public
Sr.No.	Particulars	Yes/No	Yes/No	Yes/No
1	Whether the Listed Entity has issued any partly paid up shares?	No	No	No
2	Whether the Listed Entity has issued any Convertible Securities or Warrants?	No	No	No
3	Whether the Listed Entity has any shares against which depository receipts are issued?	No	No	No
4	Whether the Listed Entity has any shares in locked-in?	No	No	No
5	Whether any shares held by promoters are pledge or otherwise encumbered?	No	NA	NA

*if the Listed Entity selects the option 'NO' for the questions above, the columns for the partly paid up shares, Outstanding Convertible Securities/Warrants, depository receipts, locked-in shares, No of shares pledged or otherwise encumbered by promoters, as applicable, shall not be displayed at the time of dissemination on the Stock Exchange website. Also wherever there is 'No' declared by Listed entity in above table the values will be considered as 'Zero' by default on submission of the format of holding of specified securities.

Tasty Bite Eatables Limited

Minal
Company Secretary

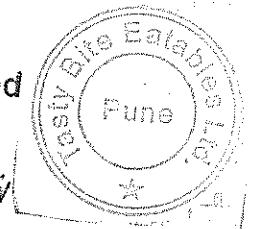


Table I - Summary Statement holding of specified securities

Category	Category of shareholder	Nos of shareholders	No of fully paid up equity shares held	No of Partly paid-up equity shares held	No of shares tendering Depository Receipts	Total nos shares held	Shareholding as a % of total no of shares (calculated as per SCRR, 1957) As a % of (A+B+C2)	Number of Voting Rights held in each class of securities			No. of Shares Underlying Outstanding convertible securities (including Warrants)	Shareholding, as a % assuming full conversion of convertible securities (as a percentage of diluted share capital) As a % of (A+B+C2)	Number of Locked in shares		Number of Shares pledged or otherwise encumbered		Number of equity shares held in dematerialized form	
								No of Voting Rights					No	As a % of total Shares held	No	As a % of total Shares held		
								Class X	Class Y	Total								(a)
(I)	(II)	(III)	(IV)	(V)	(VI)	(VII) = (IV)+(V)+(VI)	(VIII)	(IX)	(X)	(XI)	(XII)	(XIII)	(XIV)	(XV)				
(A)	Promoter & Promoter Group	1	19,04,510	0	0	19,04,510	74.22	19,04,510	0	19,04,510	74.22	0	74.22	0	0.00	0	0.00	19,04,510
(B)	Public	2,180	6,61,490	0	0	6,61,490	25.78	6,61,490	0	6,61,490	25.78	0	25.78	0	0.00	0	0.00	3,27,638
(C)	Non Promoter - Non Public	0	0	0	0	0	0	0	0	0	0	0	0	0	0	0	0	0
(C1)	Shares underlying DRs	0	0	0	0	0	0	0	0	0	0.00	0	0	0	0.00	0	0	0
(C2)	Shares held by Employees' Trusts	0	0	0	0	0	0.00	0	0	0	0.00	0	0.00	0	0.00	0	0	0
	Total:	2,181	25,66,000	0	0	25,66,000	100.00	25,66,000	0	25,66,000	100.00	0	100.00	0	0.00	0	0.00	24,32,148

Tasty Bite Eatables Limited
Minal
 Company Secretary


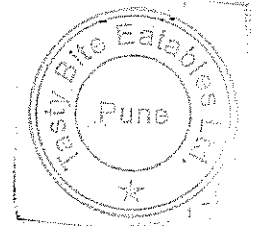


Table II - Statement showing shareholding pattern of the Promoter and Promoter Group

Category	Category & Name of the Shareholder	PAN	No of Shareholders	No of fully paid up equity shares held	No of Partly paid-up equity shares held	No of Shares Underlying Depository Receipts	Total No of Shares Held (IV+V+VI)	Shareholding as a % of total no of shares (calculated as per SCRR, 1987 (VIII)-As a % of (A+B+C)	Number of Voting Rights held in each class of securities			No of Shares (Underlying Outstanding convertible securities (including Warrants)	Shareholding as a % assuming full conversion of convertible securities (as a % of diluted share capital) (VII)-(X) As a % of (A+B+C)	Number of Locked in Shares		Number of Shares pledged or otherwise encumbered		Number of equity shares held in dematerialized form	
									No of Voting Rights	Total as a % of (A+B+C)	No.			As a % of total Shares held	No.	As a % of total Shares held			
	(I)	(II)	(III)	(IV)	(V)	(VI)	(VII)	(VIII)	Class X			(X)	(XI)	(XII)	(XIII)	(XIV)			
									Class	Total	(X)	(XI)	(XII)	(XIII)	(XIV)				
(1)	Indian																		
(a)	Individuals/Hindu Undivided Family		0	0	0	0	0	0.00	0	0	0	0.00	0	0.00	0	0.00	0		
(b)	Central Government/State Government(s)		0	0	0	0	0	0.00	0	0	0	0.00	0	0.00	0	0.00	0		
(c)	Financial Institutions/Banks		0	0	0	0	0	0.00	0	0	0	0.00	0	0.00	0	0.00	0		
(d)	Any Other		1	1904510	0	0	1904510	74.22	1904510	0	1904510	74.22	0	74.22	0	0.00	0	0.00	1904510
	PREFERRED BRANDS FOODS INDIA PRIVATE LTD	AABC6158L	1	1904510	0	0	1904510	74.22	1904510	0	1904510	74.22	0	74.22	0	0.00	0	0.00	1904510
	Sub-Total (A)(1)		1	1904510	0	0	1904510	74.22	1904510	0	1904510	74.22	0	74.22	0	0.00	0	0.00	1904510
(2)	Foreign -																		
(a)	Individuals (Non-Resident Individuals/Foreign)		0	0	0	0	0	0.00	0	0	0	0.00	0	0.00	0	0.00	0	0.00	0
(b)	Government		0	0	0	0	0	0.00	0	0	0	0.00	0	0.00	0	0.00	0	0.00	0
(c)	Institutions		0	0	0	0	0	0.00	0	0	0	0.00	0	0.00	0	0.00	0	0.00	0
(d)	Foreign Portfolio Investor		0	0	0	0	0	0.00	0	0	0	0.00	0	0.00	0	0.00	0	0.00	0
(e)	Any Other		0	0	0	0	0	0.00	0	0	0	0.00	0	0.00	0	0.00	0	0.00	0
	Sub-Total (A)(2)		0	0	0	0	0	0.00	0	0	0	0.00	0	0.00	0	0.00	0	0.00	0
	Total Shareholding of Promoter and Promoter Group (A)=(A)(1)+(A)(2)		1	1904510	0	0	1904510	74.22	1904510	0	1904510	74.22	0	74.22	0	0.00	0	0.00	1904510

Tasty Bite Eatables Limited

Mural
Company Secretary



2

Table III - Statement showing shareholding pattern of the Public shareholder

Category	Category & Name of the Shareholder	PAN	No of Shareholders	No of fully paid up equity shares held	No of Partly paid-up equity shares held	No of Shares Underlying Depository Receipts	Total No of Shares Held (IV+V+VI)	Shareholding as a % of total no of shares (A+B+C2)	Number of Voting Rights held in each class of securities			No of Shares Underlying Outstanding convertible securities (including Warrants)	Shareholding as a % assuming full conversion of convertible securities (as a percentage of diluted share capital)	Number of Locked in Shares		Number of Shares pledged or otherwise encumbered		Number of equity shares held in dematerialized form		
									No of Voting Rights					Total as a % of (A+B+C)	No.	As a % of total Shares held	No.		As a % of total Shares held	
									Class X	Class Y	Total									
																				(I)
(1)	Institutions																			
(a)	Mutual Funds		0	0	0	0	0	0.00	0	0	0	0.00	0	0.00	0	0.00	NA	NA		0
(b)	Venture Capital Funds		0	0	0	0	0	0.00	0	0	0	0.00	0	0.00	0	0.00	NA	NA		0
(c)	Alternate Investment Funds		0	0	0	0	0	0.00	0	0	0	0.00	0	0.00	0	0.00	NA	NA		0
(d)	Foreign Venture Capital Investors		0	0	0	0	0	0.00	0	0	0	0.00	0	0.00	0	0.00	NA	NA		0
(e)	Foreign Portfolio Investors		0	0	0	0	0	0.00	0	0	0	0.00	0	0.00	0	0.00	NA	NA		0
(f)	Financial Institutions/Banks		1	1500	0	0	1500	0.06	1500	0	1500	0.06	0	0.06	0	0.06	NA	NA		0
(g)	Insurance Companies		0	0	0	0	0	0.00	0	0	0	0.00	0	0.00	0	0.00	NA	NA		0
(h)	Provident Funds/Pension Funds		0	0	0	0	0	0.00	0	0	0	0.00	0	0.00	0	0.00	NA	NA		0
(i)	Any Other																			
	Sub Total (B1)		1	1500	0	0	1500	0.06	1500	0	1500	0.06	0	0.06	0	0.06	NA	NA		0
(2)	Central Government/State Government(s)/ President of India		0	0	0	0	0	0.00	0	0	0	0.00	0	0.00	0	0.00	NA	NA		0
	Sub Total (B2)		0	0	0	0	0	0.00	0	0	0	0.00	0	0.00	0	0.00	NA	NA		0
(3)	Non-Institutions																			
(a)	i. Individual shareholders holding nominal share capital up to Rs.2 lakhs		2039	382072	0	0	382072	14.89	382072	0	382072	14.89	0	14.89	0	0.00	NA	NA		250021
	ii. Individual shareholders holding nominal share capital in excess of Rs. 2 Lakhs		4	249351	0	0	249351	9.72	249351	0	249351	9.72	0	9.72	0	0.00	NA	NA		249351
	RAHUL KAYAN	AGAPR0442L	1	42008	0	0	42008	1.64	42008	0	42008	1.64	0	1.64	0	0.00	NA	NA		42008
	TANVI MEHTA	AKYPM8610Q	1	32660	0	0	32660	1.27	32660	0	32660	1.27	0	1.27	0	0.00	NA	NA		32660
	K.SWAPNA	AMXFK4845Q	1	153822	0	0	153822	5.99	153822	0	153822	5.99	0	5.99	0	0.00	NA	NA		153822
(b)	NBFCs Registered with RBI		1	51	0	0	51	0.00	51	0	51	0.00	0	0.00	0	0.00	NA	NA		51
(c)	Employee Trusts		0	0	0	0	0	0.00	0	0	0	0.00	0	0.00	0	0.00	NA	NA		0
(d)	Overseas Depositories (Holding DRs)(Balancing figure)		0	0	0	0	0	0.00	0	0	0	0.00	0	0.00	0	0.00	NA	NA		0
(e)	Any Other																			
	NON RESIDENT INDIANS		38	11668	0	0	11668	0.45	11668	0	11668	0.45	0	0.45	0	0.00	NA	NA		11668
	CLEARING MEMBERS		14	453	0	0	453	0.02	453	0	453	0.02	0	0.02	0	0.00	NA	NA		453
	BOODIES CORPORATES		83	16395	0	0	16395	0.64	16395	0	16395	0.64	0	0.64	0	0.00	NA	NA		16094
	Sub Total (B3)		2179	659990	0	0	659990	25.72	659990	0	659990	25.72	0	25.72	0	0.00				527638
	Total Public Shareholding (B) = (B1)+(B2)+(B3)		2180	661490	0	0	661490	25.78	661490	0	661490	25.78	0	25.78	0	0.00				527638

Tasty Bite Eatables Limited
Mural
Company Secretary





Table IV - Statement showing shareholding pattern of the Non Promoter- Non Public shareholder

Category	Category & Name of the Shareholder	PAN	No of Shareholders	No of fully paid up equity shares held	No of Partly paid-up equity shares held	No of Shares Underlying Depository Receipts	Total No of Shares Held (IV+V+VI)	Shareholding as a % of total no of shares (A+B+C2)	Number of Voting Rights held in each class of securities			No of Shares Underlying Outstanding convertible securities (including Warrants)	Shareholding as a % assuming full conversion of convertible Securities (as a percentage of diluted share capital)	Number of Locked in Shares		Number of Shares pledged or otherwise encumbered		Number of equity shares held in dematerialized form	
									No of Voting Rights					No.	As a % of total	No.	As a % of total		
									Class X	Class Y	Total								Total as a % of
(I)	(II)	(III)	(IV)	(V)	(VI)	(VII)	(VIII)	(IX)			(X)	(XI)	(XII)		(XIII)	(XIV)			
(1)	Custodian/DR Holder		0	0	0	0	0	0.00	0	0	0	0.00	0	0.00	0	0.00	NA	NA	0
(2)	Employee Benefit Trust (under SEBI(Share based Employee Benefit) Regulations 2014)		0	0	0	0	0	0.00	0	0	0	0.00	0	0.00	0	0.00	NA	NA	0
	Total Non Promoter- Non Public Shareholding (C)		0	0	0	0	0	0.00	0	0	0	0.00	0	0.00	0	0.00	0	0	0
	=(C)(1)+(C)(2)																		

Tasty Bite Eatables Limited
Mural
 Company Secretary




15

TABLE IIIA- Person Acting IN CONCERT

Details of the shareholders acting as persons in Concert including their Shareholding:			
Name of Shareholder	Name of PAC	No of shares	Holding%
NIL	NIL	NIL	NIL
Total:		0	0

Tasty Bite Eatables Limited

Munal
Company Secretary



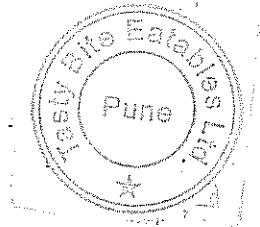
6

Table IIB-Unclaimed details

Details of Shares which remain unclaimed may be given here along with details such as number of shareholders, outstanding shares held in demat/unclaimed suspense account

No of Shareholders	No of shares
NIL	NIL

Tasty Bite Eatables Limited
Munal
Company Secretary



(7)