



Tasty Bite Eatables Limited

TBEL/SE/2016-17
April 08, 2016

BSE Limited,
Corporate Relationship
Department,
1st Floor, New Trading Ring,
Rotunda Bldg., P.J. Towers,
Dalal Street, Mumbai 400 001

Sub.: Shareholding Pattern for the quarter ended on March 31, 2016 pursuant to Regulation 31(1)(b) of Listing Regulations, 2015


Dear Sir,


Pursuant to Regulation 31(1)(b) of the Securities and Exchange Board of India (Listing Obligations and Disclosure Requirements) Regulations, 2015, we enclose herewith the Shareholding Pattern for the quarter ended on March 31, 2016.

Please take it on your records.

Thanking you,

Yours faithfully,
For **Tasty Bite Eatables Limited**


Minal Talwar
Company Secretary




Encl.: As above

General Info

General information about company	
Scrip code	519091
Name of the company	Tasty Bite Eatables Limited
Class of Security	Equity Shares
Type of report	Quarterly
Quarter Ended / Date of Report (For Prelisting / Allotment)	31-03-2016
Date of allotment / extinguishment (in case Capital Restructuring selected) / Listing Date	
Shareholding pattern filed under	Regulation 31 (1) (b)

Tasty Bite Eatables Limited
Munal
Company Secretary




Declaration

Sr. No.	Particular	Yes/No
1	Whether the Listed Entity has issued any partly paid up shares?	No
2	Whether the Listed Entity has issued any Convertible Securities ?	No
3	Whether the Listed Entity has issued any Warrants ?	No
4	Whether the Listed Entity has any shares against which depository receipts are issued?	No
5	Whether the Listed Entity has any shares in locked-in?	No
6	Whether any shares held by promoters are pledge or otherwise encumbered?	No
7	Whether company has equity shares with differential voting rights?	No

Tasty Bite Eatables Limited

Murali
Company Secretary




Summary

Table 1 - Summary Statement holding of specified securities																			
Note : Data will be automatically populated from shareholding pattern sheet - Data Entry Restricted in this sheet																			
Category (I)	Category of shareholder (II)	Nos. Of shareholders (III)	No. of fully paid up equity shares held (IV)	No. Of Partly paid-up equity shares held (V)	No. Of shares underlying Depository Receipts (VI)	Total nos. shares held (VII) = (IV)+(V)+(VI)	Shareholding as a % of total no. of shares (calculated as per SCRR, 1957) (VIII)	Number of Voting Rights held in each class of securities (IX)			No. Of Shares Underlying Outstanding convertible securities (X)	No. Of Warrants (XI)	No. Of Shares Underlying Outstanding convertible securities and No. Of Warrants (Xi) (a)	Shareholding as a % assuming full conversion of convertible securities (as a percentage of diluted share capital)	Number of Locked in shares		Number of Shares pledged or otherwise		Number of equity shares held in dematerialized form (XIV)
								Class eg: X	Class eg: y	Total					Total as a % of (A+B+C)	No. (a)	As a % of total Shares held (b)	No. (a)	
(A)	Promoter & Promoter	2	1904810			1904810	74.23	1,904,810.00					74.23						1904810
(B)	Public	2212	661190			661190	25.77	661,190.00					25.77						528938
(C)	Non Promoter- Non Public																		
(C1)	Shares underlying																		
(C2)	Shares held by Empla																		
	Total	2214	2566000			2566000		2566000											2433748

Tasty Bite Eatables Limited


M. Mal.
Company Secretary



Shareholding Pattern as on March 31, 2016

Sr.	Category & Name of the Shareholders (i)	Nos. Of share holders (iii)	No. of fully paid up equity shares held (iv)	No. Of Partly paid-up equity shares held (v)	No. Of shares underlying Depos	Total nos. shares held (VII) = (IV)+(V)+(VI)	Shareholding as a % of total no. of shares (calculated as per SCRR, 1957)	Number of Voting Rights held in each class of securities (IX)			No. Of Shares Underlying Outstanding convertible	No. Of Warrants (xi)	No. Of Shares Underlying Outstanding convertible securities	Shareholding as a % assuming full conversion of convertible securities (as a percentage)	Number of Locked in shares		Number of Shares pledged or		Number of equity shares held in dematerialized form (XIV)	
								No of Voting (XIV) Rights							Total as a % of Total Voting rights	No. (a)	As a % of total Shares held (b)	No. (a)		As a % of total Shares held (b)
								Class eg: X	Class eg: Y	Total										
A Table II - Statement showing shareholding pattern of the Promoter and Promoter Group																				
(1)	Indian																			
(a)	Individuals/Hindu undivided Family																			
(b)	Central Government/ State Government(s)																			
(c)	Financial Institutions/ Banks																			
(d)	Any Other (specify)	1	1904510			1904510	74.22	1904510.00		1904510	74.22		74.22						1904510	
	Sub-Total (A)(1)	1	1904510			1904510	74.22	1904510.00		1904510	74.22		74.22						1904510	
(2)	Foreign																			
(a)	Individuals (Non-Resident Individuals/ Foreign Individuals)																			
(b)	Government																			
(c)	Institutions																			
(d)	Foreign Portfolio Investor																			
(e)	Any Other (specify)	1	300			300	0.01	300.00		300	0.01		0.01						300	
	Sub-Total (A)(2)	1	300			300	0.01	300.00		300	0.01		0.01						300	
Total Shareholding of Promoter and Promoter Group (A)=(A)(1)+(A)(2)		2	1904810			1904810	74.23	1904810.00		1904810	74.23		74.23						1904810	
B Details of Shares which remain unclaimed for Promoter & Promoter Group																				
Table III - Statement showing shareholding pattern of the Public shareholder																				
(1)	Institutions																			
(a)	Mutual Funds																			
(b)	Venture Capital Funds																			
(c)	Alternate Investment Funds																			
(d)	Foreign Venture Capital Investors																			
(e)	Foreign Portfolio Investors																			
(f)	Financial Institutions/ Banks	1	1500			1500	0.06	1500.00		1500	0.06		0.06						0	
(g)	Insurance Companies																			
(h)	Provident Funds/ Pension Funds																			
(i)	Any Other (specify)																			
	Sub-Total (B)(1)	1	1500			1500	0.06	1500.00		1500	0.06		0.06						0	
(2)	Central Government/ State Government(s)/ President of India																			
	Sub-Total (B)(2)																			
(3)	Non-Institutions																			
(a)(i)	Individuals - i. Individual shareholders holding nominal share capital up to Rs. 2 lakhs.	2067	387621			387621	15.11	387621.00		387621	15.11		15.11						257170	
(a)(ii)	Individuals - ii. Individual shareholders holding nominal share capital in excess of Rs. 2 lakhs.	3	222640			222640	8.68	222640.00		222640	8.68		8.68						222640	
(b)	NBFCs registered with RBI																			
(c)	Employee Trusts																			
(d)	Overseas Depositories (holding DRs) (balancing figure)																			
(e)	Any Other (specify)	141	49429			49429	1.93	49429.00		49429	1.93		1.93						49128	

Tasty Bite Eatables Limited
Murali
 Company Secretary



Sub-Total (B)(3)		2211	659690		659690	25.71	659690.00		659690	25.71				25.71			528938
Total Public Shareholding (B)=(B)(1)+(B)(2)+(B)(3)		2212	661190		661190	25.77	661190.00		661190	25.77				25.77			528938
Details of the shareholders acting as persons in Concert for Public																	
Details of Shares which remain unclaimed for Public																	
C Table IV - Statement showing shareholding pattern of the Non Promoter- Non Public shareholder																	
Custodian/DR Holder - Name of DR																	
(1)	Holders (If Available)																
Employee Benefit Trust (under SEBI																	
(Share based Employee Benefit)																	
(2)	Regulations, 2014)																
Total NonPromoter- Non Public Shareholding																	
Total (A+B+C)		2214	2566000		2566000	100.00	2566000.00		2566000	100.00				100.00			2433748
Total (A+B+C)		2214	2566000		2566000		2566000.00		2566000	100.00							2433748
Disclosure of notes on shareholding pattern																	

Tasty Bite Eatables Limited
Amal
 Company Secretary

